

SPI – SPEL
CR
RANKING
WEBSITES



By Dennis Cooley & John Dressel

- **Connection to the CR Ranking websites:**
 - SmartPlant Instrumentation – <http://spi.sptuf.com/>
 - SmartPlant Electrical – <http://spel.sptuf.com/>
 - SmartPlant Materials and P&ID are also available
- This site is designed to enable the Intergraph® User Community to put forward Change Requests (CR's). Once a CR has been submitted, it undergoes peer review by the entire user community. Intergraph® will provide responses to all highly Ranked CR's.
- The websites also hosts Meeting Minutes, if your LTUF does not have a website and would like to publish the Meeting Minutes via the Web contact:

Dennis Cooley

CooleyCore Associates Inc.

Cell: (403) 975-9797

Dennis.Cooley@CooleyCore.com

Let's Make Change Happen!

Technical User Forum SPI or SPEL Home Screen

- **Core Areas of Home Screen**
 - **Product ID Header**
 - **Member Login Area**
 - **Header Navigation Menu**
 - **Links Area:**
 - **Links to other TUF sites**
 - **Intergraph PPM**
 - **PP&M UK User community**
 - **Global SPI TUF**
 - **Month's Top 5 Change Requests**
 - **Intergraph's Latest Change Request Commitments**

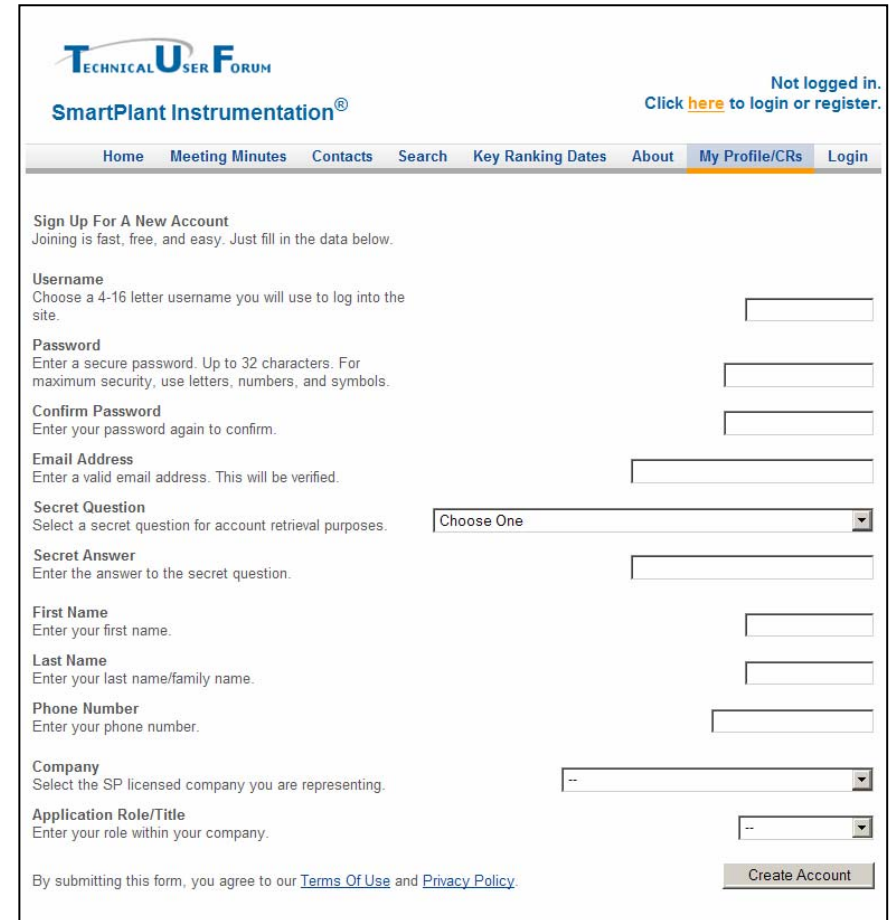
The screenshot shows the home page of the Technical User Forum (TUF) website for SmartPlant Instrumentation. The page includes a navigation menu with links for Home, Meeting Minutes, Contacts, Search, Key Ranking Dates, About, My Profile/CRs, and Login. A 'Not logged in' notice with a link to login or register is present in the top right. A 'Links' sidebar lists various TUF sites and communities. The main content area features a 'TECHNICAL USER FORUM Change Request Ranking Website' section with a welcome message and a 'Next Meeting' announcement for June. Below this are two tables: 'This Months Top 5 Change Requests' and 'Intergraph's Latest Change Request Commitments'.

Change Request	Ranking	Application
CR #27902 Separation of access rights for Index Supporting Tables; instrument Type. Also Typical Lo...	8.5	SmartPlant Instrumentation®
CR #115368 Rule Manager - Not all properties in the browsers appear to be listed in the drop downs in the ...	8.5	SmartPlant Instrumentation®
CR #29290 When the Workflow flag is set to 'Look out from Process!' no one can print the Process Data Sheet...	8.29	SmartPlant Instrumentation®
CR #51419 The merging and claiming process needs to handle the General Signal.	8.25	SmartPlant Instrumentation®
CR #84402 With Unit Copy what ever is in the Source Unit is copied to the New Unit and most tagged objects a...	8.2	SmartPlant Instrumentation®

Change Request	Status	Application
CR #77777 Integration of the ISA20 Spec Library into SPI. This Library is available via the following ISA ...	Built Implemented: v2009	SmartPlant Instrumentation®
CR #66720 Archived reports should reflect what was actually signed and issued in hard copy. Prompt the use...	Built Implemented: v2007 SP4	SmartPlant Instrumentation®
CR #70028 Enable users to change tag class from FF or HART back to Conventional.	Built Implemented: v2007 SP5	SmartPlant Instrumentation®
CR #67593 Need to add the connection list command back into SPI. It was in Intools prior to version 7.0	Built Implemented: v2007 SP4	SmartPlant Instrumentation®
CR #66541 Do not allow a blank revision number.	IFC Projected implementation: v2009	SmartPlant Instrumentation®

New Member Account Login

- Provide the following:
 - Username
 - Password
 - Email Address
 - Security Question
 - First & Last Names
 - Phone Number
 - Company License Code
 - Your Title
- You will be provided a user profile account and work area to create and rank CRs



The screenshot shows the registration page for SmartPlant Instrumentation. At the top, there is a navigation menu with links for Home, Meeting Minutes, Contacts, Search, Key Ranking Dates, About, My Profile/CRs, and Login. The 'My Profile/CRs' link is highlighted. Below the navigation menu, there is a section titled 'Sign Up For A New Account' with the text 'Joining is fast, free, and easy. Just fill in the data below.' The form contains several fields: Username (4-16 letters), Password (up to 32 characters), Confirm Password, Email Address, Secret Question (a dropdown menu with 'Choose One' selected), Secret Answer, First Name, Last Name, Phone Number, Company (a dropdown menu with '--' selected), and Application Role/Title (a dropdown menu with '--' selected). At the bottom right, there is a 'Create Account' button. A note at the top right says 'Not logged in. Click [here](#) to login or register.' At the bottom, there is a link to 'Terms Of Use' and 'Privacy Policy'.

The website also hosts Meeting Minutes, if your LTUF does not have a website and would like to publish the Meeting Minutes via the Web contact Dennis.Cooley@CooleyCore.com



SmartPlant Instrumentation®

Welcome Back John! [Logout](#)
Not John? [Login](#)

[Home](#) [Meeting Minutes](#) [Contacts](#) [Search](#) [Key Ranking Dates](#) [About](#) [My Profile/CRs](#) [Login](#)

SmartPlant Instrumentation® TUF Meeting Archives

Click on Document Title to Download

June 1st, 2010 - Canadian I&E LTUF Meeting

CoSyn Edmonton Office, #101 9405-50 Street, Edmonton

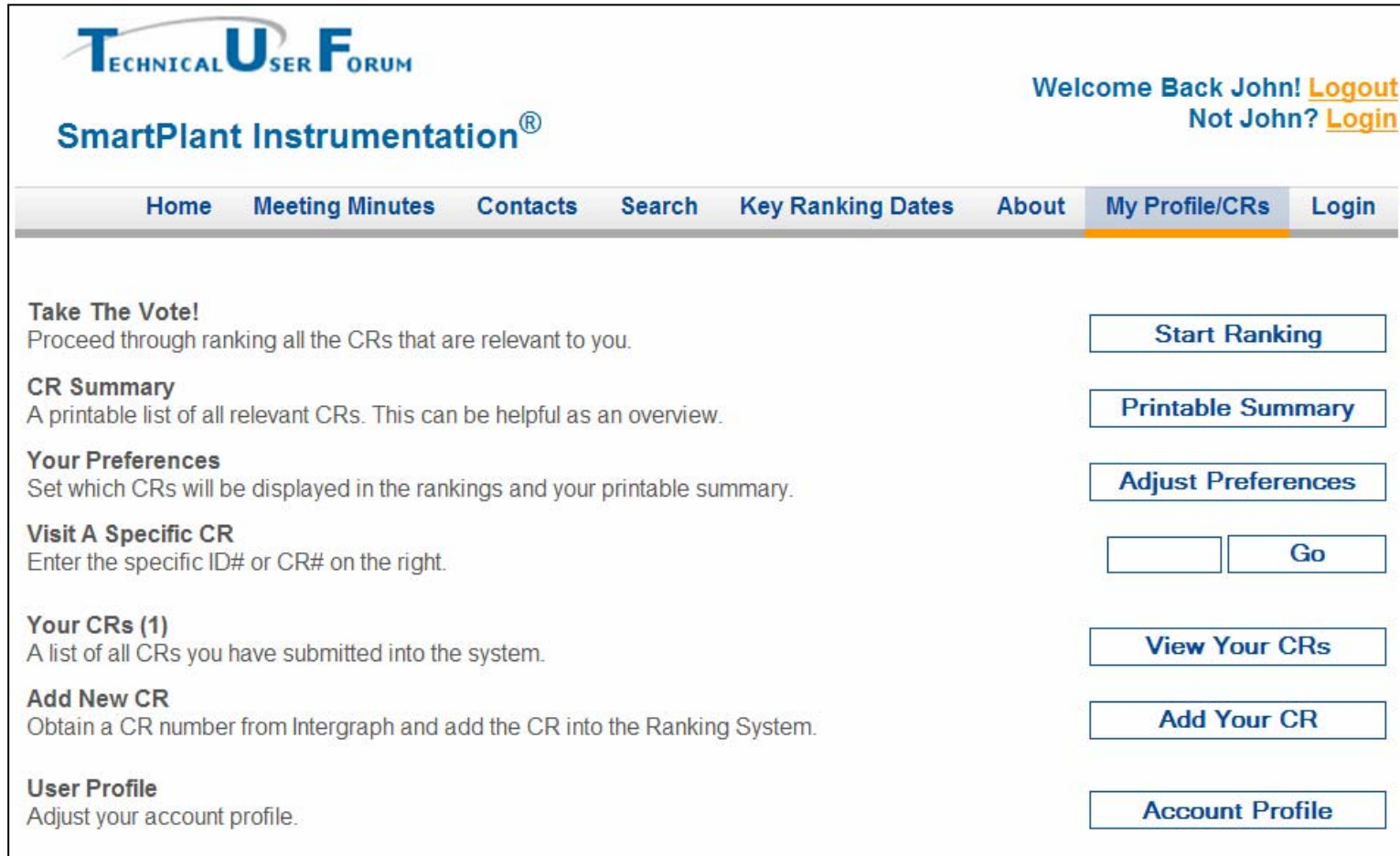
Document Title	Author
2010-06-01 I&E LTUF Meeting Agenda_Cosyn.pdf	Dennis Cooley
Nexen Upgrading SPI v4.2.6, 2007 to v2009.pdf	Dennis Cooley
Upgrade v7 to v2009_Syncrude.pdf	Fred Pollard, Syncrude

- **The Menu Area has additional links to the following pages:**
 - **Contacts Page** for information on contacting:
Dennis Cooley
CooleyCore Associates Inc.
Cell: (403) 975-9797
Dennis.Cooley@CooleyCore.com
 - **Search Page** to allow a site search for words or phrases
 - **Key Ranking Dates** for when the CR ranking will be submitted to Intergraph
 - **An About Page** with information as to the purpose of the Technical User Forum website

[Contacts](#) [Search](#) [Key Ranking Dates](#) [About](#)

My Profile/CRs

- After a User logs in – They have access to the work preferences screen:



The screenshot shows the user profile page for the SmartPlant Instrumentation system. At the top left is the logo for TECHNICAL USER FORUM. To the right, it says "Welcome Back John!" with links for "Logout" and "Not John? Login". Below this is a navigation menu with options: Home, Meeting Minutes, Contacts, Search, Key Ranking Dates, About, My Profile/CRs (which is highlighted), and Login. The main content area is divided into several sections, each with a description and a corresponding button:

- Take The Vote!**: Proceed through ranking all the CRs that are relevant to you. Button: [Start Ranking](#)
- CR Summary**: A printable list of all relevant CRs. This can be helpful as an overview. Button: [Printable Summary](#)
- Your Preferences**: Set which CRs will be displayed in the rankings and your printable summary. Button: [Adjust Preferences](#)
- Visit A Specific CR**: Enter the specific ID# or CR# on the right. Form: [Go](#)
- Your CRs (1)**: A list of all CRs you have submitted into the system. Button: [View Your CRs](#)
- Add New CR**: Obtain a CR number from Intergraph and add the CR into the Ranking System. Button: [Add Your CR](#)
- User Profile**: Adjust your account profile. Button: [Account Profile](#)

Take The Vote

VIEWING and RANKING

- Navigate from CR to CR
- View a CR by Number or ID
 - The page identifies the submitter, a description, drivers and incentives
 - The CR is grouped by Module Function and SPI Mode
- Rank each CR by indicating **“Your Opinion:”**
- View associated Documents
- Join a Discussion Forum on each CR by Submitting Your Comments

The screenshot shows the SmartPlant Instrumentation website interface for viewing and ranking a Change Request (CR). The page header includes the logo and navigation links like Home, Meeting Minutes, and Search. The main content area displays the CR details for CR#93400 ID#113, including a description about splitting a JB strip into two pages. Below the description, there are two tables for ranking: 'Impacted SmartPlant Instrumentation® Modules/Functions' and 'Impacted SmartPlant Instrumentation® Modes'. The 'Your Opinion' section features radio buttons for 'Strongly Agree (10/10)', 'Agree', 'Consider', 'Disagree', and 'Abstain'. The 'Associated Documents' section shows no files currently associated with this CR. At the bottom, there is a comment box and a 'Submit Your Comment' button.

Modify User Preferences for Printable Summary

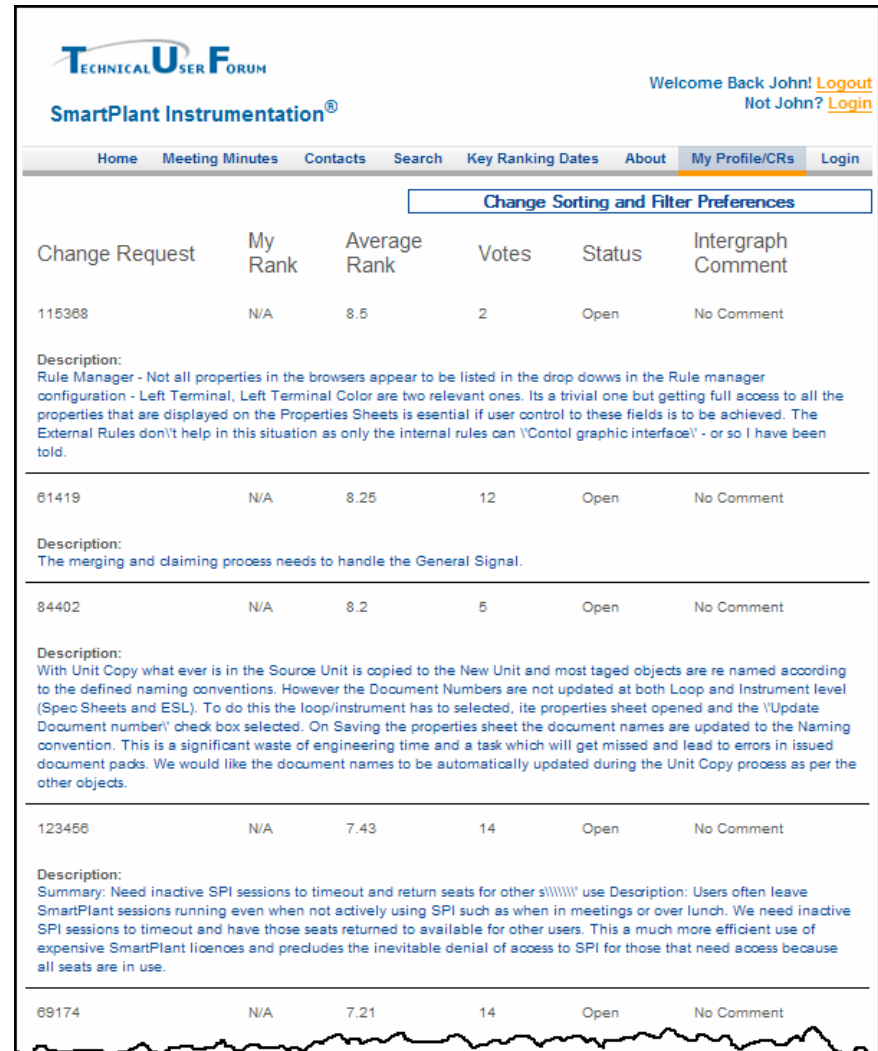
- **User Preferences for Viewing and Printing CRs**
 - Select to Display CRs you haven't ranked, CRs you haven't abstained from, or all relevant CRs
 - Select Status of Closed, Open, Issued For Construction and or Built CRs.
 - Enter Sorting options
 - Filter on Company CRs
 - Application selection is by website
 - Select operating Mode
 - Select modules
 - Select Functions

The screenshot shows the 'Modify User Preferences' page for 'SmartPlant Instrumentation'. The page is titled 'Modify User Preferences' and includes instructions: 'Set which CRs you would like to have appear for you.' The page is divided into several sections for configuration:

- CRs to Display:** A dropdown menu is set to 'Unranked'.
- CR Status:** Checkboxes for 'Closed', 'Open', 'IFC', and 'Built'. 'Open' is checked.
- CR Sorting:** Three dropdown menus for 'Rank of CR', 'Number of Votes', and 'None'. 'Ascending' is selected for all three.
- Company:** A dropdown menu is set to 'All CRs'.
- Applications:** Buttons for 'Select All', 'Deselect All', and 'Use Company Preferences'. 'SmartPlant Instrumentation' is checked.
- Modes:** Checkboxes for 'Engineering' and 'Operating Owner', both checked.
- Modules:** A grid of checkboxes for various modules, all of which are checked: Administration, Calibration, Hook-Up, Instrument Datasheet, Process, Browser, Dimensional Data Piping, Import, Loop, Wiring, Calculation, Document Binder, Index, Maintenance, and Other Module.
- Functions:** A grid of checkboxes for various functions, all of which are checked: Access Rights, Interface (e.g. DCS), O/O Merging, Revision Management, Enhanced Reports, Merger External Databases, Preferences, Naming Convention, FF/Profibus, O/O Claiming, Report Management, and Other Function.

Modify User Preferences for Printable Summary

- The Printable Summary corresponds to your sorting and filter parameters
- The report lists:
 - The Change request Number
 - Your Ranking
 - The Average Ranking
 - The Number of Rankings
 - The Status of the CR
 - Intergraph Comments



TECHNICAL USER FORUM

Welcome Back John! [Logout](#)
Not John? [Login](#)

SmartPlant Instrumentation®

Home Meeting Minutes Contacts Search Key Ranking Dates About **My Profile/CRs** Login

Change Sorting and Filter Preferences

Change Request	My Rank	Average Rank	Votes	Status	Intergraph Comment
115388	N/A	8.5	2	Open	No Comment
Description: Rule Manager - Not all properties in the browsers appear to be listed in the drop downs in the Rule manager configuration - Left Terminal, Left Terminal Color are two relevant ones. Its a trivial one but getting full access to all the properties that are displayed on the Properties Sheets is essential if user control to these fields is to be achieved. The External Rules don't help in this situation as only the internal rules can '\Control graphic interface' - or so I have been told.					
61419	N/A	8.25	12	Open	No Comment
Description: The merging and claiming process needs to handle the General Signal.					
84402	N/A	8.2	5	Open	No Comment
Description: With Unit Copy what ever is in the Source Unit is copied to the New Unit and most tagged objects are re named according to the defined naming conventions. However the Document Numbers are not updated at both Loop and Instrument level (Spec Sheets and ESL). To do this the loop/instrument has to be selected, its properties sheet opened and the '\Update Document number' check box selected. On Saving the properties sheet the document names are updated to the Naming convention. This is a significant waste of engineering time and a task which will get missed and lead to errors in issued document packs. We would like the document names to be automatically updated during the Unit Copy process as per the other objects.					
123456	N/A	7.43	14	Open	No Comment
Description: Summary: Need inactive SPI sessions to timeout and return seats for other s\'' use Description: Users often leave SmartPlant sessions running even when not actively using SPI such as when in meetings or over lunch. We need inactive SPI sessions to timeout and have those seats returned to available for other users. This a much more efficient use of expensive SmartPlant licences and precludes the inevitable denial of access to SPI for those that need access because all seats are in use.					
69174	N/A	7.21	14	Open	No Comment

Adding a new CR to the Ranking Site

- **Users may add their own valid CR to the ranking database.**
 - Enter a CR Number
 - Enter a SR Number (Optional)
 - Enter a description of the CR
 - Associate a Document to a CR
 - Select SPI or SPEL
 - Place additional comments on business drivers & incentives or Clarifications
- **Obtain a CR number from Intergraph and add the CR into the Ranking System**

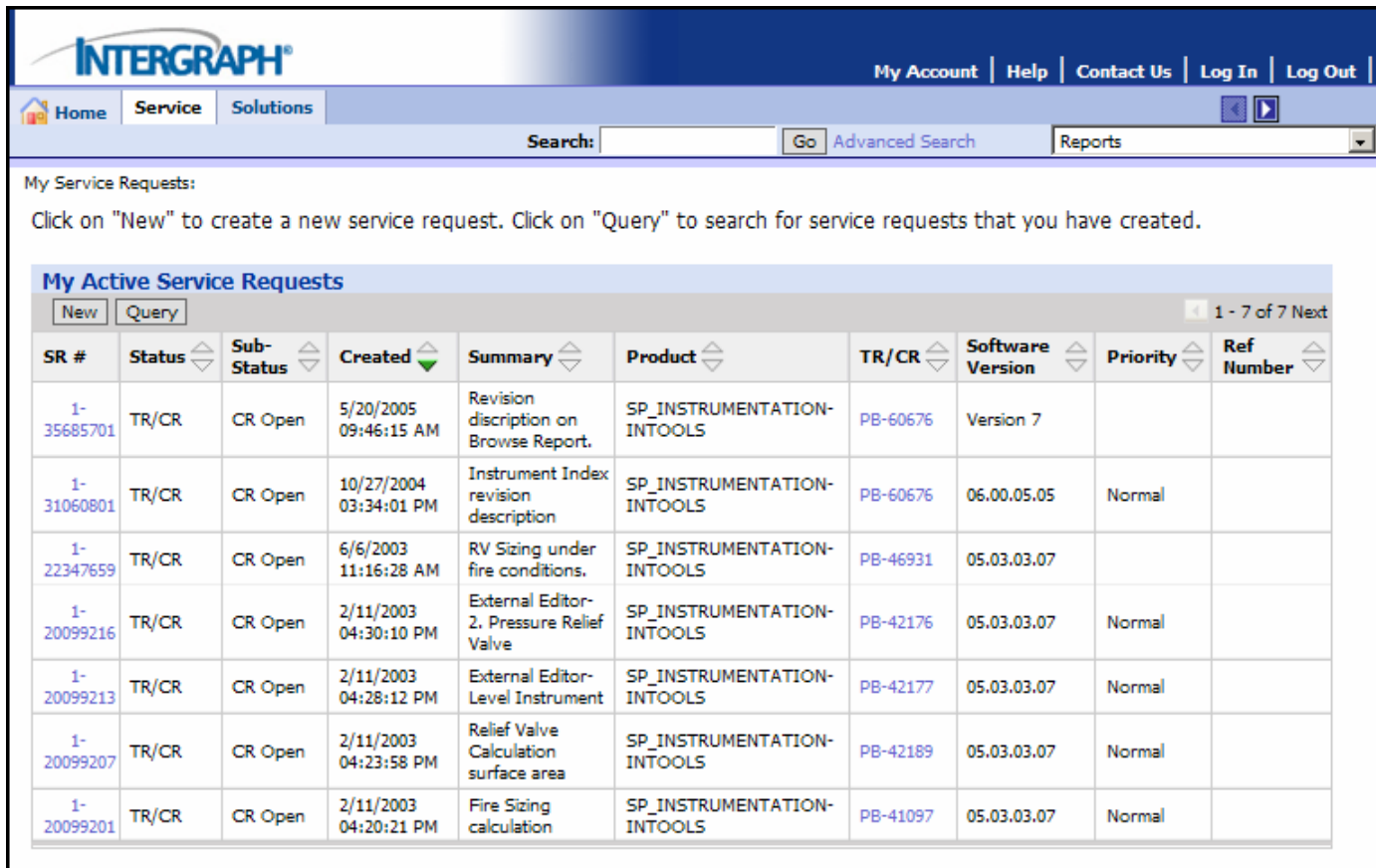
The screenshot displays the 'SmartPlant Instrumentation' website interface. At the top, there is a navigation menu with links for Home, Meeting Minutes, Contacts, Search, Key Ranking Dates, About, My Profile/CRs, and Login. The 'My Profile/CRs' link is highlighted. Below the navigation menu, the page title is 'SmartPlant Instrumentation®'. On the right side, there is a user greeting: 'Welcome Back John! Logout' and 'Not John? Login'. The main content area is titled 'Capture New CR' and contains the following sections:

- Official CR Number:** A text input field with the instruction 'Enter the customer request number you received from Intergraph.'
- SR Number (Optional):** A text input field with the instruction 'Enter the service request number you received from Intergraph.'
- Customer Request:** A large text area with the instruction 'You can use bold, italics, underlines etc. by using simple HTML code for formatting, such as such as bold, <i>italic</i>, or <u>underlined</u> text. Note that these code commands will not display the changes to the text until you submit the CR into the system for Ranking.'
- Associated Files:** A section with the instruction 'Once your CR is submitted, you will have the chance to attach as many files to this particular change request. Anybody viewing the change request will be able to download and view these files. To attach a file, in the "My Profile" tab, click on "View your CRs" then click on the CR you would like to attach the file to. Under the "Associated Document" section, you will be able to upload one file at a time. These files need to be approved by the site administrator, so they will not be available for download immediately.'
- Applications:** A section with the instruction 'Check the applications your CR applies to at right.' and a radio button next to 'SmartPlant Instrumentation®'.
- Business Drivers:** A section with the instruction 'Additional comments on business drivers & incentives (Optional)'. Below this is a text input field.

At the bottom of the form, there is a 'Submit' button and a note: 'Submission will become live instantly. Please double check for accuracy. Click "Submit" when you are finished.'

Adding a new CR to the Ranking Site

To obtain a CR number from Intergraph, check your service requests in the “eCustomer” Intergraph Customer Response system



The screenshot displays the Intergraph eCustomer portal interface. At the top, the Intergraph logo is on the left, and navigation links for 'My Account', 'Help', 'Contact Us', 'Log In', and 'Log Out' are on the right. Below the logo, there are tabs for 'Home', 'Service', and 'Solutions'. A search bar is present with a 'Go' button and an 'Advanced Search' link. A 'Reports' dropdown menu is also visible. The main content area is titled 'My Service Requests' and includes instructions: 'Click on "New" to create a new service request. Click on "Query" to search for service requests that you have created.' Below this is a section titled 'My Active Service Requests' with 'New' and 'Query' buttons and a page indicator '1 - 7 of 7 Next'. The core of the page is a table listing active service requests with columns for SR #, Status, Sub-Status, Created, Summary, Product, TR/CR, Software Version, Priority, and Ref Number.

SR #	Status	Sub-Status	Created	Summary	Product	TR/CR	Software Version	Priority	Ref Number
1-35685701	TR/CR	CR Open	5/20/2005 09:46:15 AM	Revision discription on Browse Report.	SP_INSTRUMENTATION-INTOOLS	PB-60676	Version 7		
1-31060801	TR/CR	CR Open	10/27/2004 03:34:01 PM	Instrument Index revision description	SP_INSTRUMENTATION-INTOOLS	PB-60676	06.00.05.05	Normal	
1-22347659	TR/CR	CR Open	6/6/2003 11:16:28 AM	RV Sizing under fire conditions.	SP_INSTRUMENTATION-INTOOLS	PB-46931	05.03.03.07		
1-20099216	TR/CR	CR Open	2/11/2003 04:30:10 PM	External Editor-2. Pressure Relief Valve	SP_INSTRUMENTATION-INTOOLS	PB-42176	05.03.03.07	Normal	
1-20099213	TR/CR	CR Open	2/11/2003 04:28:12 PM	External Editor-Level Instrument	SP_INSTRUMENTATION-INTOOLS	PB-42177	05.03.03.07	Normal	
1-20099207	TR/CR	CR Open	2/11/2003 04:23:58 PM	Relief Valve Calculation surface area	SP_INSTRUMENTATION-INTOOLS	PB-42189	05.03.03.07	Normal	
1-20099201	TR/CR	CR Open	2/11/2003 04:20:21 PM	Fire Sizing calculation	SP_INSTRUMENTATION-INTOOLS	PB-41097	05.03.03.07	Normal	

Links From Houston LTUF Websites

The Houston SPI LTUF Website has a link to the SPI CR Ranking Website
<http://www.spi-ltuf.org/>

SmartPlant[®] Instrumentation
Powered by INtools[®]

SPI / SPEL GLOBAL TECHNICAL USERS FORUM

HOME ARCHIVE ABOUT SPI-LTUF MEMBERSHIP CHARTER **CR RANKING**

Intergraph Links

- [INTERGRAPH[®]](#)
- [Intergraph SPI](#)
- [Intergraph P2C2 Home](#)
- [Intergraph Join P2C2](#)
- [Intergraph Support](#)
- [Overload Service Inc.](#)

Next Meeting

[August 11, 2011](#)
[AMEC-Paragon](#)
[10777 Clay Rd](#)
[Houston, TX 77041](#)

Q2 2011 Newsletter

Welcome to the SPI-LTUF

Houston SmartPlant Instrumentation
Local Technical User Forum

Primary Contacts:

John Dressel, Fluor - LTUF Chair
Telephone: +1.281.263.2764
John.Dressel@fluor.com

Gene Haney, CB&I - LTUF Vice-chair
Telephone: +1.713.375.8021
ghaney@cbi.com

Betty Alexander, AMEC - LTUF Secretary
Telephone: +1.281.368.3042
Betty.Alexander@amec.com

Alex Koifman (Intergraph)
SmartPlant Instrumentation Product Manager
Telephone: +1.256.730.3623
alexander.koifman@intergraph.com

Latest Downloads

- [05-12-2011 Meeting Agenda](#)
- [05-12-2011 Meeting Minutes](#)
- [Work Sharing SPI on Large Projects](#)
- [Process Workflow and User Rights](#)
- [SmartPlant Instrumentation Product Update](#)
- [Documenting Hart Wireless in SPI](#)
- [Emerson Wireless Hart Engineering Guide](#)

SPEL LTUF Website

Links From Houston LTUF Websites

The Houston SPEL LTUF Website has a link to the SPEL CR Ranking Website

<http://www.spel-ltuf.org/>

The screenshot shows the homepage of the SmartPlant Electrical website. The main navigation bar includes links for HOME, ARCHIVE, ABOUT SPEL-LTUF, MEMBERSHIP, CHARTER, and CR RANKING. The CR RANKING link is circled in red. The page content is divided into three columns: Intergraph Links, Primary Contacts, and Additional Information.

SmartPlant[®] Electrical

SPI / SPEL GLOBAL
TECHNICAL USERS FORUM

HOME ARCHIVE ABOUT SPEL-LTUF MEMBERSHIP CHARTER **CR RANKING**

Intergraph Links

- [Smartplant Electrical](#)
- [Intergraph Corporation](#)
- [P2C2 Home](#)
- [Join P2C2](#)
- [Support](#)
- [Overload Service Inc.](#)
- [Houston SPI LTUF](#)

Next Meeting

[To Be Announced](#)

Welcome to the SPEL-LTUF

Houston SmartPlant Electrical Local Technical User Forum

Primary Contacts:

Chris Brallier, Foster Wheeler - SPEL LTUF Chair
Christopher_Brallier@fwhou.fwc.com

Aarash Badiozzaman, Pasadena Refining - SPEL LTUF Vice-Chair
abadiozzaman@pasadenarefining.com

Mimi Chang, Shaw Group - SPEL LTUF Secretary
mimi.chang@shawgrp.com

Scott Hendrickson (Burns & McDonnell) GTUF SPEL Chair
shendrickson@burnsmcd.com

Meir Stein (Intergraph) SmartPlant Electrical Product Manager
Meir.Stein@intergraph.com

Additional Information

- [SmartPlant Electrical Key Features](#)
- [SmartPlant Electrical Customer Stories](#)
- [SmartPlant Electrical Tour](#)
- [SmartPlant Electrical Complementary Software](#)
- [SmartPlant Electrical Training Courses](#)
- [Download SmartPlant Electrical ISO & IEC Symbols](#)
- [Download SmartPlant Electrical Motor and Cable Data](#)

Link From The GTUF Website

The Global TUF Website has a link to the TUF CR Ranking Website
<http://www.spi-ltuf.org/GTUF>

The screenshot shows the website header with logos for SmartPlant Instrumentation (Powered by INtools) and SmartPlant Electrical, and the title 'Global Technical User Forum'. The navigation menu includes 'HOME', 'AGENDA', 'CHARTER', and 'CR RANKING' (which is circled in red). The main content area is divided into three columns:

- Intergraph Links:** A list of links including Smartplant Instrumentation, Smartplant Electrical, Intergraph Corporation, P2C2 Home, and Support.
- Welcome to the SmartPlant Instrumentation and Electrical Global Technical Users Forum website.** This section lists three chairs: John Dressel (Fluor Engineering), Alex Koifman (Intergraph), and Scott Hendrickson (Burns & McDonnell), each with their title, phone number, and email address.
- Conference Information:** This section features logos for 'HEXAGON 2011 International Conference June 6-9 - Orlando, FL' and 'INTERGRAPH @ HEXAGON 2011'. Below the logos, it states: 'The 2011 SPI - SPEL Global Technical Users Forum will be held on June 5 in Orlando, FL at the inaugural Hexagon 2011 international conference'. A link for 'Process, Power & Marine Technical User Forums' is also present.

- <http://www.sptuf.com/>



The screenshot shows the homepage of the Technical User Forum. At the top left is the logo "TECHNICAL USER FORUM". At the top right, it says "Not logged in. Click [here](#) to login or register." Below this is a navigation menu with items: Home, Meeting Minutes, Contacts, Search, Key Ranking Dates, About, My Profile/CRs, and Login. On the left side, there is a vertical list of sub-forums, each with a small icon and a plus sign: TUF SmartPlant Instrumentation®, TUF SmartPlant Electrical®, TUF SmartPlant 3D®, TUF SmartPlant Materials®, TUF SmartPlant P&ID®, Intergraph PPM, Houston SPI LTUF, PP&M UK User Community, and Global SPI LTUF. The main content area has the heading "TECHNICAL USER FORUM Change Request Ranking Website" followed by a horizontal line. Below the heading is a welcome message: "Welcome to the Technical User Forum (TUF) website. This site is designed to enable the Intergraph® User Community to put forward Change Requests (CR's). Once a CR has been submitted, it undergoes peer review by the entire user community. Intergraph® will provide responses to all highly Ranked CR's." Below this is another message: "Now's your chance. Join the team, put forward your ideas and let's **Make Change Happen!!**"

